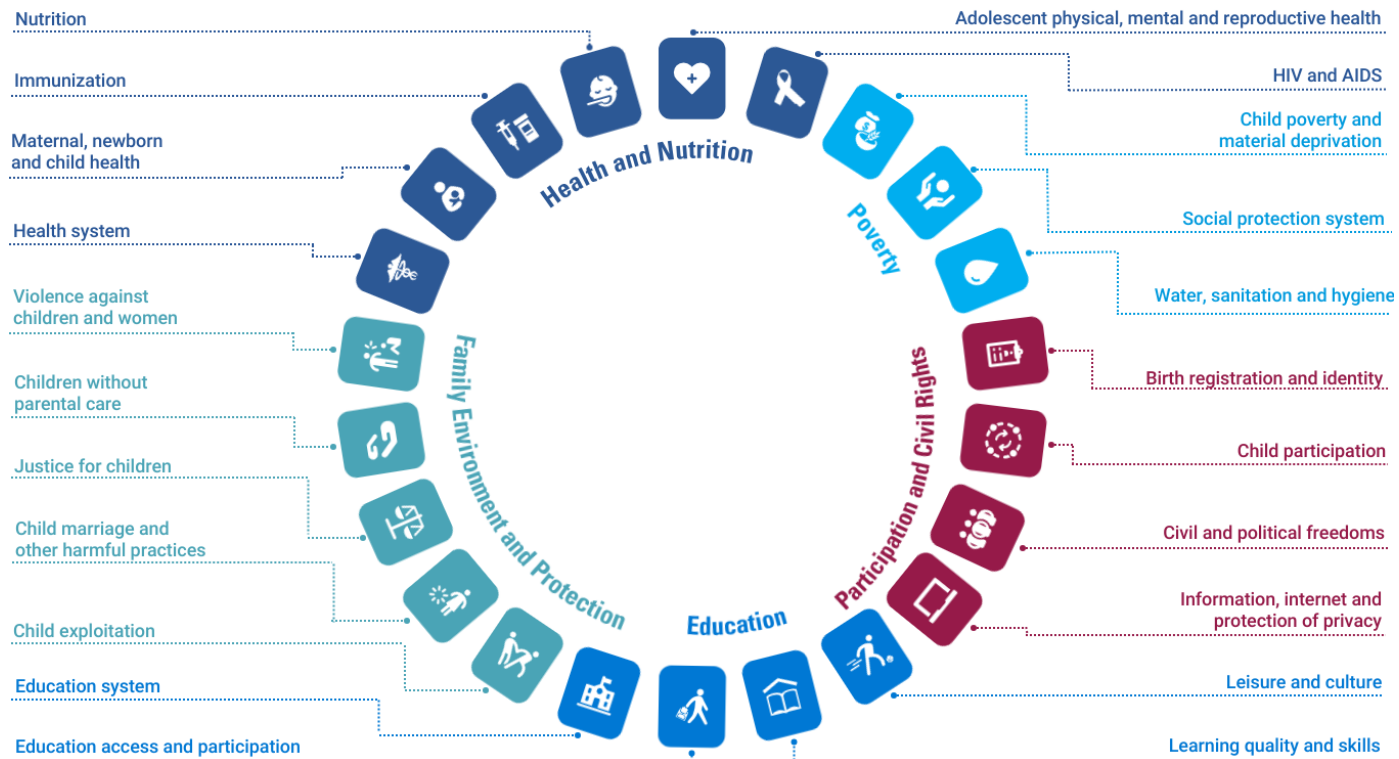


Europe and Central Asia
Child Rights Monitoring Framework

Draft for initial consultations — Nov 2022

UNICEF Regional Office for Europe and Central Asia

Child Rights Landscape and Governance



Cross-Cutting



Contents

OVERVIEW OF THE FRAMEWORK	4
THE CONTEXT	4
THE CONCEPT	5
INDICATORS BY DOMAIN AND SUB-DOMAIN	6
DOMAIN 1: CHILD RIGHTS LANDSCAPE AND GOVERNANCE	6
SUB-DOMAIN 1.1.: DEMOGRAPHICS	6
SUB-DOMAIN 1.2.: POLITICAL ECONOMY	7
SUB-DOMAIN 1.3.: MIGRATION AND DISPLACEMENT	8
SUB-DOMAIN 1.4.: CHILD RIGHTS GOVERNANCE	9
SUB-DOMAIN 1.5.: PUBLIC SPENDING ON CHILDREN	10
SUB-DOMAIN 1.6.: DATA ON CHILDREN	11
SUB-DOMAIN 1.7.: RIGHT TO REMEDY	12
SUB-DOMAIN 1.8.: BUSINESS AND CHILD RIGHTS	13
DOMAIN 2: HEALTH AND NUTRITION	14
SUB-DOMAIN 2.1.: HEALTH SYSTEM	14
SUB-DOMAIN 2.2.: MATERNAL, NEWBORN AND CHILD HEALTH	15
SUB-DOMAIN 2.3.: IMMUNIZATION	16
SUB-DOMAIN 2.4.: NUTRITION	18
SUB-DOMAIN 2.5.: ADOLESCENT PHYSICAL, MENTAL, AND REPRODUCTIVE HEALTH	19
DOMAIN 3: EDUCATION, LEISURE AND CULTURE	21
SUB-DOMAIN 3.1.: EDUCATION SYSTEM	21
SUB-DOMAIN 3.2.: EDUCATION ACCESS AND PARTICIPATION	23

SUB-DOMAIN 3.3.: LEARNING QUALITY AND SKILLS	25
SUB-DOMAIN 3.4.: LEISURE AND CULTURE	27
DOMAIN 4: FAMILY ENVIRONMENT AND PROTECTION	28
SUB-DOMAIN 4.1.: VIOLENCE AGAINST CHILDREN AND WOMEN	28
SUB-DOMAIN 4.2.: CHILDREN WITHOUT PARENTAL CARE	29
SUB-DOMAIN 4.3.: JUSTICE FOR CHILDREN	30
SUB-DOMAIN 4.4.: CHILD MARRIAGE AND OTHER HARMFUL PRACTICES	31
SUB-DOMAIN 4.5.: CHILD LABOUR AND OTHER FORMS OF EXPLOITATION	32
DOMAIN 5: PARTICIPATION AND CIVIL RIGHTS	33
SUB-DOMAIN 5.1.: BIRTH REGISTRATION AND IDENTITY	33
SUB-DOMAIN 5.2.: CHILD PARTICIPATION	34
SUB-DOMAIN 5.3.: CIVIL AND POLITICAL FREEDOMS	34
SUB-DOMAIN 5.4.: INFORMATION, INTERNET AND PROTECTION OF PRIVACY	35
DOMAIN 6: POVERTY AND SOCIAL PROTECTION	36
SUB-DOMAIN 6.1.: SOCIAL PROTECTION SYSTEM	36
SUB-DOMAIN 6.2.: CHILD POVERTY AND MATERIAL DEPRIVATION	38
SUB-DOMAIN 6.3.: WATER, SANITATION, AND HYGIENE	39
DOMAIN 7: CROSS-CUTTING	40
CROSS-CUTTING DIMENSION 7.1.: GENDER	40
CROSS-CUTTING DIMENSION 7.2.: EARLY CHILDHOOD DEVELOPMENT	40
CROSS-CUTTING DIMENSION 7.4.: DISABILITY	41
CROSS-CUTTING DIMENSION 7.5.: ENVIRONMENT AND CLIMATE CHANGE	42
CROSS-CUTTING DIMENSION 7.6.: RISKS AND HUMANITARIAN SITUATION	44

OVERVIEW OF THE FRAMEWORK

THE CONTEXT

The United Nations Convention on the Rights of the Child (UNCRC) is the leading international treaty on the rights of the child, ratified by almost all members of the United Nations. Its provisions are detailed and comprehensive and cover many areas of children's lives from family and health care to education and leisure, with provisions for particularly vulnerable children, like those without parental care, children in situations of migration and children in contact with the law. In light of the indivisible and inter-dependent nature of its provisions, States Parties are required to implement the UNCRC as a whole, thus, ensuring the realization of all rights guaranteed under the treaty for all children in their jurisdiction.¹

Child rights monitoring (CRM) may be described as "a broader effort to systematically evaluate the extent to which all the rights of all children are effectively protected and fulfilled."² Ensuring that the monitoring process addresses all the rights contained in the UNCRC and not only a specific groups of rights, is of key importance.³ CRM requires a proactive approach in collecting data, ensuring its accuracy, reporting and use to further child rights.⁴ It has several important purposes, including identification of the rights that are not adequately protected or enjoyed, and the groups of children that may be particularly disadvantaged, evaluation of the relevance and effectiveness of the measures that are in place to promote the safeguard child rights and fostering informed social debate on public policies concerning child rights.⁵

In the national and international contexts, there have been a number of initiatives for applying various frameworks and tools for monitoring child rights, undertaken by diverse stakeholders. These developments have been crucial in understanding child rights related issues and supporting better public policy response and programme development. Nevertheless, the existing practices have often been limited in breadth and scope, as there are aspects

¹ Committee on the Rights of the Child, General Comment No 5, General measures of implementation of the Convention on the Rights of the Child (arts. 4, 42 and 44, para. 6), CRC/GC/2003/5, 27 November 2003.

² UNICEF (2006). The General Measures of the Convention on the Rights of the Child: The Process in Europe and Central Asia, Innocenti Publications, p.33

³ Ibid

⁴ UNICEF ECARO (2020). National human rights institutions (NHRIs) Series: Tools to support child-friendly practices. NHRIs and monitoring children's rights in closed settings. <https://uni.cf/3BT9HXi> [Accessed: 10.08.2022]

⁵ UNICEF (2006). The General Measures of the Convention on the Rights of the Child: The Process in Europe and Central Asia, Innocenti Publications

of the UNCRC that are not sufficiently covered, while direct data and indicator linkages to the UNCRC provisions and the broader 2030 Agenda for Sustainable Development are frequently lacking.

THE CONCEPT




Building on past developments, since 2020, UNICEF ECARO started to work on a tool to analyze, summarize and present key child rights issues, bottlenecks and strategies. This tool, named the Europe and Central Asia Child Rights Monitoring Framework (ECA CRM framework), has its conceptual roots in the UNCRC. It striving to promote a holistic and coherent approach to monitoring child rights. It has evolved into a broader CRM framework for analyzing the situation of children as well as all other analytical and data initiatives in the ECA region and beyond.

The framework covers six critical child rights domains, which are further broken down to specific sub-domains, as well as six cross-cutting dimensions which should be mainstreamed across the domains. Sets of statistical and other types of indicators have been mapped against each sub-domain and will be further refined on the basis of multiple rounds of consultations with all the concerned stakeholders. While existing measures and indicators, including child-related Sustainable Development Goals (SDG) indicators, are favored, the framework will also include newly developed/developing indicators as well as highlight those child rights and areas that have measurement or data availability gaps.

Aiming to facilitate governmental and independent stakeholders' efforts in monitoring the UNCRC implementation, the domains, sub-domains and cross-cutting dimensions in the framework are coupled with the corresponding provisions of the UNCRC. Acknowledging the interlinked nature of the rights of the child and the 2030 Agenda for Sustainable Development, the framework also highlights the SDGs and targets which are relevant to protecting and promoting children's rights.

INDICATORS BY DOMAIN AND SUB-DOMAIN

DOMAIN 1: CHILD RIGHTS LANDSCAPE AND GOVERNANCE

DOMAIN DESCRIPTION	CRC ARTICLES	SDGs
Child Rights Landscape and Governance includes contextual indicators on political economy, demographics and the impact of businesses on the enjoyment of child rights. It also covers the general measures governments are required to undertake for the implementation of the UNCRC. In addition, it entails aspects to the right to remedy, the availability and use of data on children, public budgeting for the realization of child rights, as well as issues specifically relevant for children in situations of migration.	Articles: 1, 4, 22, 42, 44	 SDG 16: Peace, Justice and Strong Institutions Targets: 16.3, 16.6:  SDG 17: Partnerships for the Goals Targets: 17.1; 17.9; 17.17  SDG 10: Reduce inequality Target 10.7

SUB-DOMAIN 1.1.: DEMOGRAPHICS



SUB-DOMAIN DESCRIPTION	CRC ARTICLES
Demographics provides an overview of a set of population statistics and vital statistics, allowing for analysis of the basic demographic characteristics and phenomena on a national level.	Art. 4: Implementation of the Convention

INDICATORS

	INDICATOR TITLE	SDG	LINKS WITH CROSS-CUTTING DIMENSIONS	EXPECTED DATA SOURCE	SURVEY NAME (IF APPLICABLE)	REFERENCE TO META-DATA
1.1.1.	Total population (expressed in thousands)		--	Census/Admin	--	link
1.1.2.	Total child population aged 0-17 years, by age groups, sex, sub-national level (expressed in thousands)		--	Census/Admin	--	link
1.1.3.	Percentage of children as a share of the total population		ECD	Census/Admin	--	link

1.1.4.	Total fertility rate		ECD	Census/Survey/Admin	MICS/DHS	link
1.1.5.	Number of births (expressed in thousands)		ECD	Admin	--	link
1.1.6.	Sex ratio at birth (male births per female births)		Gender	Admin	--	link
1.1.7.	Life expectancy at birth		Gender	Admin	--	link
1.1.8	Percentage of children aged 0-17 living with two parents		ECD	Survey	MICS/DHS	link

DOMAIN 1: CHILD RIGHTS LANDSCAPE AND GOVERNANCE

SUB-DOMAIN 1.2.: POLITICAL ECONOMY



SUB-DOMAIN DESCRIPTION	CRC ARTICLES
Political economy captures key drivers of the macro-level political, economic and social policy contexts. It includes indicators related to economic management and performance, structural policies, policies for social inclusion/equity, and public sector management and institutions. These indicators aim to foster better understanding of the diverse structural factors which indirectly affect the enjoyment of child rights.	Art. 4: Implementation of the Convention

INDICATORS

	INDICATOR TITLE	SDG	LINKS WITH CROSS-CUTTING DIMENSIONS	EXPECTED DATA SOURCE	SURVEY NAME (IF APPLICABLE)	REFERENCE TO META-DATA
1.2.1.	GDP growth (annual %)		--	Admin	--	link
1.2.2.	GNI, Atlas method (current US\$)		ECD	Admin	--	link
1.2.3.	GNI per capita, Atlas method (current US\$)		ECD	Admin	--	link
1.2.4.	Total government revenue (budgetary central government) as a proportion of GDP (%)	17.1.1.	--	Admin	--	link
1.2.5.	Total general government expenditure (% of GDP)		ECD	Admin	--	link

1.2.6.	Total public social expenditure (% of GDP and total general government expenditure)		ECD	Admin	--	link
1.2.7.	Central government debt, total (% of GDP)		--	Admin	--	link
1.2.8.	Labour force participation rate (%)		--	Survey	Labour Force Survey	link
1.2.9	Unemployment, national and ILO estimate (% of total labour force)	8.5.2.	ECD, Gender, Adolescent	Survey	Labour Force Survey	link
1.2.10.	Youth unemployment rate (% of population aged 15 to 29 years old)	8.5.2.	--	Survey	Labour Force Survey	link
1.2.11	Gini index		ECD	Survey	HBS	link
1.2.12	Human Development Index (HDI)		ECD	Index	--	link

DOMAIN 1: CHILD RIGHTS LANDSCAPE AND GOVERNANCE

SUB-DOMAIN 1.3.: MIGRATION AND DISPLACEMENT



SUB-DOMAIN DESCRIPTION

Migration and displacement focusses on children affected by migration and displacement and the extent to which they receive appropriate protection and humanitarian assistance in the enjoyment of their rights.

CRC ARTICLES

Art. 22: Children in situations of migration

INDICATORS

	INDICATOR TITLE	SDG	LINKS WITH CROSS-CUTTING DIMENSIONS	EXPECTED DATA SOURCE	SURVEY NAME (IF APPLICABLE)	REFERENCE TO META-DATA
1.3.1.	First time asylum applicants (persons)		Adolescent	Admin	--	link
1.3.2.	Asylum applicants considered to be unaccompanied minors (persons)		Adolescent	Admin	--	link

1.3.3.	International migrant stock by country of destination (thousands of persons)		--	Admin	--	link
1.3.4	Net migration		ECD	Census/Admin	--	link

DOMAIN 1: CHILD RIGHTS LANDSCAPE AND GOVERNANCE

SUB-DOMAIN 1.4.: CHILD RIGHTS GOVERNANCE



SUB-DOMAIN DESCRIPTION	CRC ARTICLES
<p>Child rights governance covers multiple aspects related to the legislative, administrative, and other measures governments are required to undertake for the implementation of child rights. These include:</p> <ul style="list-style-type: none"> ▪ measures for reviewing and bringing domestic legislation, policy and practice into full conformity with the UNCRC; ▪ adopting and implementing a unifying, comprehensive and rights-based national strategy for children; ▪ establishing cross-sectoral governmental structures for coordination and monitoring of child rights; ▪ developing training and capacity-building for all those for all those working with and for children; ▪ measures for making the principles and provisions of the UNCRC widely known to adults and children; and ▪ cooperating with civil society, including non-governmental organizations, child- and youth-led organizations and youth groups, parent and family groups, faith groups, academic institutions and professional associations. 	<p>Art.1: Definition of the child Art. 4: Implementation of the Convention Art. 42: Knowledge of rights Art. 44.6: Making reports on the Convention available to the public</p>

INDICATORS

INDICATOR TITLE	SDG	LINKS WITH CROSS-CUTTING DIMENSIONS	EXPECTED DATA SOURCE	SURVEY NAME (IF APPLICABLE)	REFERENCE TO META-DATA

1.4.1.	Optional Protocol to the Convention on the Rights of the Child on the sale of children, child prostitution and child pornography		ECD	Admin	--	link
1.4.2.	Convention on the Rights of Persons with Disabilities		ECD, Disability	Admin	--	link
1.4.3.	Percentage of population and person with disability reporting having felt discriminated against, by grounds of discrimination, sex, disability or health status	10.3.1	TBA	Survey	MICS	link
1.4.4.	Existence of independent national human rights institutions in compliance with the Paris Principles	16.a.1	--	Admin	--	link

DOMAIN 1: CHILD RIGHTS LANDSCAPE AND GOVERNANCE

SUB-DOMAIN 1.5.: PUBLIC SPENDING ON CHILDREN



SUB-DOMAIN DESCRIPTION

Public spending on children concerns the management of financial resources that directly or indirectly affect children. It focuses on whether sufficient financial resources are being mobilized, allocated and spent in an accountable, effective, efficient, equitable, participatory, transparent and sustainable manner that facilitates the full realization of child rights.

CRC ARTICLES

Art. 4: Implementation of the Convention

INDICATORS

	INDICATOR TITLE	SDG	LINKS WITH CROSS-CUTTING DIMENSIONS	EXPECTED DATA SOURCE	SURVEY NAME (IF APPLICABLE)	REFERENCE TO META-DATA
1.5.1.	Government expenditure on education (% of GDP)		ECD	Survey/Admin	--	link
1.5.2.	Total general government expenditure in Social Protection (% of GDP)		ECD	Admin	--	link
1.5.3.	Family public social expenditure (% of GDP and total general government expenditure)		ECD	Admin	--	link

1.5.4.	Current health expenditure (% of GDP)		ECD	Admin	--	link
1.5.5.	Domestic general government health expenditure (% of GDP)		ECD	Admin	--	link
1.5.6.	General government expenditure by function (social protection, health, general public services, economic affairs, education, public order and safety, recreation, culture and religion, environmental protection, housing and community amenities)		--	Admin	--	--

DOMAIN 1: CHILD RIGHTS LANDSCAPE AND GOVERNANCE

SUB-DOMAIN 1.6.: DATA ON CHILDREN



SUB-DOMAIN DESCRIPTION	CRC ARTICLES
Data on children concerns the collection of sufficient, reliable and disaggregated data on children. It focuses on the effectiveness of the data collection systems, as well as on the evaluation and use of data to assess progress in implementation, to identify problems and to inform all policy development for children.	Art. 4: Implementation of the Convention

INDICATORS

	INDICATOR TITLE	SDG	LINKS WITH CROSS-CUTTING DIMENSIONS	EXPECTED DATA SOURCE	SURVEY NAME (IF APPLICABLE)	REFERENCE TO META-DATA
1.6.1.	Statistical capacity score (Overall average) (Scale 0-100)		--	Index	N/A	link
1.6.2.	Countries that have conducted at least one population and housing census in the last 10 years	17.19.2	--	Admin	N/A	link
1.6.3.	Dollar value of all resources made available to strengthen statistical capacity in developing countries	17.19.1	--	Admin	N/A	link

1.6.4.	Countries with a national statistical plan that is fully funded and under implementation, by source of funding	17.18.3	--	Admin	N/A	link
16.5.	Countries with national statistical legislation exists that complies with the Fundamental Principles of Official Statistics	17.18.2	--	Admin	N/A	link

DOMAIN 1: CHILD RIGHTS LANDSCAPE AND GOVERNANCE

SUB-DOMAIN 1.7.: RIGHT TO REMEDY



SUB-DOMAIN DESCRIPTION	CRC ARTICLES
<p>Right to remedy refers to the general ability of children to obtain a remedy when their rights are being violated, not respected or denied. This can apply to children who are unable to access services like education, health care or social welfare to which they are entitled and children who are directly or indirectly part of legal or administrative proceedings that affect them. It entails aspects related to access to child-sensitive redress mechanisms, including before independent national human rights institutions.</p> <p>The rights to remedy of children accused of committing a crime and children who are a victim of or witnesses to a crime is addressed within other domains of the framework.</p>	Art. 4: Implementation of the Convention (TBC)

INDICATORS

	INDICATOR TITLE	SDG	LINKS WITH CROSS-CUTTING DIMENSIONS	EXPECTED DATA SOURCE	SURVEY NAME (IF APPLICABLE)	REFERENCE TO META-DATA
1.7.1.	Number of children aged 0-17 who brought or on whose behalf a complaint was brought by an adult to independent human rights mechanisms, during the year		--	Admin	--	link

DOMAIN 1: CHILD RIGHTS LANDSCAPE AND GOVERNANCE

SUB-DOMAIN 1.8.: BUSINESS AND CHILD RIGHTS






SUB-DOMAIN DESCRIPTION	CRC ARTICLES
<p>Business and child rights assesses the extent to which the business culture respects and supports child rights. It is particularly focused on the sufficiency and effectiveness on the legal and institutional frameworks which ensure that business enterprises identify, prevent and mitigate their impact on child rights, including across any business relationships linked to their operations, products or services and across their global operations.</p>	<p>Art. 4: Implementation of the Convention</p>

INDICATORS

	INDICATOR TITLE	SDG	LINKS WITH CROSS-CUTTING DIMENSIONS	EXPECTED DATA SOURCE	SURVEY NAME (IF APPLICABLE)	REFERENCE TO META-DATA
--	--	--	--	--	--	--

DOMAIN 2: HEALTH AND NUTRITION

DOMAIN DESCRIPTION	CRC ARTICLES	SDGs
<p>Health and nutrition entails issues in respect to the overall health system and health services, prevalent health challenges to promoting the physical and mental health and well-being of mothers, newborns and children and specifically adolescents' physical, mental and reproductive health.</p> <p>In addition, it incorporates aspects related to immunization coverage, nutrition, including breastfeeding, and prevention and dealing with HIV/AIDS.</p>	Articles: 6, 24, 27	 SDG 2: Zero hunger Targets 2.1; 2.2.  SDG 3: Good Health and Wellbeing Targets: 3.1; 3.2; 3.3; 3.5; 3.7; 3.8.  SDG 5: Gender equality Target 5.6

SUB-DOMAIN 2.1.: HEALTH SYSTEM



SUB-DOMAIN DESCRIPTION	CRC ARTICLES
Health system is related to children's access to quality health services, including prevention, prevention, health promotion, care and treatment services.	Art. 24: Health and health services

INDICATORS

	INDICATOR TITLE	SDG	LINKS WITH CROSS-CUTTING DIMENSIONS	EXPECTED DATA SOURCE	SURVEY NAME (IF APPLICABLE)	REFERENCE TO META-DATA
2.1.1.	Universal health coverage (UHC) service coverage index	3.8.1	--	Survey/Admin	TBD	link
2.1.2.	Current health expenditure per capita current US\$ and per capita PPP (current international \$)		--	Admin	--	link
2.1.3.	Out-of-pocket expenditure (OOPS), as % of current health expenditure, per capita, and PPP (current international \$)		ECD	Admin	--	link

2.1.4.	Domestic private health expenditure per capita current US\$, per capita PPP (current international \$), and % of current health expenditure		ECD	Admin	--	link
2.1.5.	Domestic general government health expenditure per capita current US\$, PPP (current international \$), % of general government expenditure, % of current health expenditure		ECD	Admin	--	link
2.1.6.	Percentage of women, men and children covered by health insurance a) women age 15-49, men age 15-49 b) children age 5-17, c) children under age 5		--	Survey/Admin	MICS	--
2.1.7.	Percentage of self-reported unmet needs for medical examination and main reasons declared		Adolescent	Survey	EU-SILC	link
2.1.8.	Coverage of treatment interventions (pharmacological, psychosocial and rehabilitation and aftercare services) for substance use disorders (%)	3.5.1	--	Admin	--	link

DOMAIN 2: HEALTH AND NUTRITION

SUB-DOMAIN 2.2.: MATERNAL, NEWBORN AND CHILD HEALTH



SUB-DOMAIN DESCRIPTION

Maternal, newborn and child health concerns the extent to which mothers, newborns and children enjoy the highest attainable standard of health.

CRC ARTICLES

Art. 6.2: Survival and development

INDICATORS

	INDICATOR TITLE	SDG	LINKS WITH CROSS-CUTTING DIMENSIONS	EXPECTED DATA SOURCE	SURVEY NAME (IF APPLICABLE)	REFERENCE TO META-DATA
2.2.1.	Stillbirth rate (per 1,000 total births)		ECD	Admin	--	link
2.2.2.	Neonatal mortality rate (per 1,000 live births)	3.2.2	ECD, Gender	Survey/Admin	MICS/DHS	link

2.2.3.	Neonatal deaths as a percentage of under-five deaths		ECD	Survey/Admin	MICS/DHS	link
2.2.4.	Infant mortality rate (per 1,000 live births)		ECD	Survey/Admin	MICS/DHS	link
2.2.5.	Under-5 mortality rate (per 1,000 live births)	3.2.1	ECD, Gender	Survey/Admin	MICS/DHS	link
2.2.6.	Under-five deaths (number) and causes		ECD	Admin	MICS/DHS	link
2.2.7.	Maternal mortality ratio (per 100,000 live births)	3.1.1	ECD, Gender	Admin	--	Link
2.2.8.	Early childbearing - percentage of women (aged 20-24 years) who gave birth before age 18		Gender	Survey	MICS	link
2.2.9.	Antenatal care 4+ visits - percentage of women attended at least four times during pregnancy by any provider		ECD	Survey	MICS/DHS	link
2.2.10.	Institutional deliveries - percentage of deliveries in a health facility		Gender	Survey	MICS/DHS	link
2.2.11.	C-section rate - percentage of deliveries by caesarean section		Gender	Survey	MICS/DHS	link
2.2.12.	Skilled birth attendant - percentage of deliveries attended by skilled health personnel	3.1.2	Gender	Survey	MICS	Link
2.2.13.	Postnatal care for mothers - percentage of women who received postnatal care within 2 days of giving birth		ECD, Adolescent	Survey	MICS/DHS	link
2.2.14.	Hepatitis B incidence per 100,000 population (percentage of children under 5 years who have developed chronic HBV infection)	3.3.4	--	Admin	--	link
2.2.15.	Incidence of tuberculosis (new cases per 100,000 average population)	3.3.2	--	Admin	--	link

DOMAIN 2: HEALTH AND NUTRITION

SUB-DOMAIN 2.3.: IMMUNIZATION



SUB-DOMAIN DESCRIPTION

Immunization reflects the progress and challenges with sustaining and advancing immunization coverage of children.

CRC ARTICLES

Art. 6.2: Survival and development

INDICATORS

	INDICATOR TITLE	SDG	LINKS WITH CROSS-CUTTING DIMENSIONS	EXPECTED DATA SOURCE	SURVEY NAME (IF APPLICABLE)	REFERENCE TO META-DATA
2.3.1.	Percentage of surviving infants who received the first dose of measles-containing vaccine (MCV1)		ECD, Gender	Survey	MICS/DHS	link
2.3.2.	Percentage of children who received the 2nd dose of measles-containing vaccine, as per administered in the national schedule		--	Survey/Admin	MICS/DHS	link
2.3.3.	Percentage of surviving infants who received the first dose of measles-containing vaccine (MCV1)	3.b.1	--	Survey/Admin	MICS/DHS	link
2.3.4.	Proportion of the target population with access to measles-containing-vaccine second dose (MCV2)	3.b.1	--	Survey/Admin	MICS/DHS	link
2.3.5.	Percentage of districts with DTP3 and MCV2 coverage		ECD	Admin	--	link
2.3.6.	Percentage of surviving infants who received the third dose of DPT-containing vaccine (DPT3)		ECD, Gender	Survey	MICS/DHS	link
2.3.7.	Proportion of the target population with access to 3 doses of diphtheria-tetanus-pertussis (DTP3)	3.b.1	--	Survey/Admin	MICS/DHS	link
2.3.8.	Proportion of the target population with access to pneumococcal conjugate 3rd dose (PCV3)	3.b.1	--	Survey/Admin	MICS/DHS	link
2.3.9.	Proportion of the target population with access to affordable medicines and vaccines on a sustainable basis, human papillomavirus (HPV)	3.b.1	--	Survey/Admin	MICS/DHS	link

DOMAIN 2: HEALTH AND NUTRITION

SUB-DOMAIN 2.4.: NUTRITION



SUB-DOMAIN DESCRIPTION	CRC ARTICLES
Nutrition captures children's access to nutritious, safe, affordable and sustainable diets. It covers breastfeeding practices and the prevalence of different forms malnutrition, including undernutrition, hidden hunger and overweight.	Art. 24: Health and health services Art. 27.3: Material assistance and support programmes, particularly with regard to nutrition, clothing and housing

INDICATORS

	INDICATOR TITLE	SDG	LINKS WITH CROSS-CUTTING DIMENSIONS	EXPECTED DATA SOURCE	SURVEY NAME (IF APPLICABLE)	REFERENCE TO META-DATA
2.4.1.	Prevalence of low birth weight among new-borns (%)		ECD	Survey	MICS	link
2.4.2.	Percentage of children born in the last 24 months who were put to the breast within one hour of birth		ECD	Survey	MICS/DHS	Link
2.4.3.	Percentage of infants under 6 months of age who are exclusively breastfed		ECD	Survey	MICS/DHS	Link
2.4.4.	Percentage of children age 6-23 months who had at least the minimum dietary diversity and the minimum meal frequency during the previous day		ECD	Survey	MICS	link
2.4.5.	Prevalence of anaemia in women aged 15 to 49 years, by pregnancy status (%)	2.2.3	Gender	Survey	MICS/DHS	link
2.4.6.	Prevalence of wasting (weight for height < -2 standard deviation (moderate or severe) from the median of the WHO Child Growth Standards) among children under 5 years of age (%)	2.2.2	ECD	Survey	MICS/DHS/LSMS	link
2.4.7.	Prevalence of overweight (weight for height > +2 standard deviation (moderate or severe) from the	2.2.2	ECD	Survey	MICS/DHS/LSMS	link

	median of the WHO Child Growth Standards) among children under 5 years of age (%)					
2.4.8.	Number of children moderately or severely overweight (in thousands)	2.2.2	ECD	Survey	MICS/DHS/LSMS	link
2.4.9.	Prevalence of stunting (height-for-age <-2 standard deviation (moderate or severe) from the median of the WHO Child Growth Standards) among children under 5 years of age (%)	2.2.1	ECD	Survey	MICS/DHS/LSMS	link

DOMAIN 2: HEALTH AND NUTRITION

SUB-DOMAIN 2.5.: ADOLESCENT PHYSICAL, MENTAL, AND REPRODUCTIVE HEALTH



SUB-DOMAIN DESCRIPTION	CRC ARTICLES
Adolescent physical, mental and reproductive health focuses on the specific health and development needs, outcomes and challenges among adolescents, and their access to quality, well-coordinated and well-integrated programs and services.	Art. 24: Health and health services Art. 33: Children's protection from using, producing or distributing illegal drugs

INDICATORS

	INDICATOR TITLE	SDG	LINKS WITH CROSS-CUTTING DIMENSIONS	EXPECTED DATA SOURCE	SURVEY NAME (IF APPLICABLE)	REFERENCE TO META-DATA
2.5.1.	Adolescent birth rate (per 1,000 women aged 15-19)	3.7.2	ECD, Gender, Adolescent	Survey/Admin	MICS/DHS	link
2.5.2.	Adolescents (aged 10-19 years) mortality rate		Adolescent	Admin	--	link
2.5.3.	Adolescents (15-year-olds) who report regularly engaging in vigorous physical activity outside of school (%)		Adolescent	Survey	PISA	--
2.5.4.	Adolescents (15-year-olds) who report doing no physical activity outside of school (%)		Adolescent	Survey	PISA	link

2.5.5.	Adolescents (15-year-olds) reporting life satisfaction, low and high (%)		Adolescent	Survey	PISA	--
2.5.6.	Age-standardized prevalence of current tobacco use among persons aged 15 years and older	3.a.1	Adolescent	Survey	MICS/DHS/LSMS/GATS	link
2.5.7.	Alcohol use disorders of 12 month prevalence with 95% (population aged 15+ years)	3.5.1	--	Survey	TBD	link

DOMAIN 2: HEALTH AND NUTRITION

SUB-DOMAIN 2.6.: ADOLESCENT PHYSICAL, MENTAL, AND REPRODUCTIVE HEALTH




SUB-DOMAIN DESCRIPTION	CRC ARTICLES
HIV/AIDS concerns the prevalence, prevention and treatment of HIV/AIDS infections among children.	Art. 24: Health and health services

INDICATORS

	INDICATOR TITLE	SDG	LINKS WITH CROSS-CUTTING DIMENSIONS	EXPECTED DATA SOURCE	SURVEY NAME (IF APPLICABLE)	REFERENCE TO META-DATA
2.6.1.	Percentage of women and men age 15-24 years who correctly identify the two ways of preventing the sexual transmission of HIV, who know that a healthy-looking person can be HIV-positive and who reject the two most common misconceptions about HIV transmission		--	Survey	MICS	--
2.6.2.	Estimated number of adolescents and young people (aged 15-24 years) living with HIV		Adolescent	Admin	--	link
2.6.3.	Number of children aged 0-14 years living with HIV		--	Admin	--	link

2.6.4.	Percentage of children aged 0-14 years living with HIV and receiving antiretroviral therapy (ART)		--	Admin	--	link
2.6.5.	Percentage of pregnant women living with HIV receiving ARVs for PMTCT (excludes single-dose nevirapine)		--	Admin	--	link
2.6.6.	Number of new HIV infections per 1,000 uninfected population	3.3.1	Gender, Adolescent	Admin	--	link
2.6.7.	Estimated number of new HIV infections among adolescents and young people aged 15-24 years		Gender	Admin	--	link
2.6.8.	Estimated incidence rate (new HIV infection per 1,000 uninfected population, children aged 0-14 years and adolescents aged 10-19 years)		Adolescent	Admin	--	link

DOMAIN 3: EDUCATION, LEISURE AND CULTURE

DOMAIN DESCRIPTION	CRC ARTICLES	SDGs
<p>Education, leisure and culture embraces multiple dimensions inherent to the right to education, with reference to children's access to and participation in the different stages of the educational process, the quality of education, as well as the key strengths and bottlenecks of the education system itself.</p> <p>It also covers children's access to their rights to rest, play, leisure, recreation, and cultural and artistic activities, which are often overlooked.</p>	Articles: 28, 29, 31	 <p>SDG 4: Quality education Targets: 4.1; 4.2; 4.4; 4.5; 4.6; 4.7; 4.a; 4.c.</p>

SUB-DOMAIN 3.1.: EDUCATION SYSTEM



SUB-DOMAIN DESCRIPTION	CRC ARTICLES
Education system covers a range of context, input and process-related dimensions. These include, key structural characteristics of education systems, policy frameworks and application of standards, deployment and use of financial, material, and human resources to facilitate learning, learning environment and climate, and broader social contexts in which educational institutions operate, among other.	<p>Art. 28: The right to education, including vocational training and guidance</p> <p>Art. 30: Cultural rights of children belonging to indigenous and minority groups</p>

INDICATORS

	INDICATOR TITLE	SDG	LINKS WITH CROSS-CUTTING DIMENSIONS	EXPECTED DATA SOURCE	SURVEY NAME (IF APPLICABLE)	REFERENCE TO META-DATA
3.1.1.	Government expenditure on education, in constant PPP (\$ millions)		--	Admin	--	link
3.1.2.	Expenditure on education (% of total government expenditure)		ECD	Admin	--	link
3.1.3.	Initial government funding of pre-primary education (% of GDP)		ECD	Admin	--	link
3.1.4.	Expenditure on pre-primary, lower and upper secondary, post-secondary, non-tertiary and tertiary education as a percentage of government expenditure on education		--	Admin	--	link
3.1.5.	Duration of compulsory education in years		--	Survey	Annual Education Survey	link
3.1.6.	Number of years of compulsory education guaranteed in legal frameworks		--	Admin	--	link
3.1.7.	Number of years of free pre-primary education guaranteed in legal framework		ECD	Admin	--	link
3.1.8.	Number of years of compulsory pre-primary education guaranteed in legal framework		ECD	Admin	--	link
3.1.9.	Number of classroom teachers in primary education (ISCED 1), lower secondary education (ISCED 2), and upper secondary education (ISCED 3)		--	Admin	--	link
3.1.10.	Percentage of all children enrolled in private institutions of pre-primary (ISCED 02) education		--	Admin	--	link
3.1.11.	Number of education enrolments by pre-primary (ISCED 02), primary (ISCED 1), lower secondary education (ISCED 2) and upper secondary education (ISCED 3), by public and private institutions		--	Admin	--	link

3.1.12.	Proportion of total schools with basic hygiene services (%), basic sanitation services (%), basic drinking water services (%)		--	Admin	--	link
3.1.13.	Percentage of schools with access to adapted infrastructure and materials for students with disabilities in Primary, lower secondary, and upper secondary education		Disability	Admin	--	link

DOMAIN 3: EDUCATION, LEISURE AND CULTURE

SUB-DOMAIN 3.2.: EDUCATION ACCESS AND PARTICIPATION



SUB-DOMAIN DESCRIPTION	CRC ARTICLES
Education access and participation is related to several aspects of accessibility to educational opportunities, including, physical accessibility, economic accessibility and non-discrimination (ensuring that education is accessible to all, especially the most vulnerable children). It also extends to the arrangements in place and practices to maintain regular school attendance and reduce drop-out rates.	Art. 28: The right to education, including vocational training and guidance

INDICATORS

	INDICATOR TITLE	SDG	LINKS WITH CROSS-CUTTING DIMENSIONS	EXPECTED DATA SOURCE	SURVEY NAME (IF APPLICABLE)	REFERENCE TO META-DATA
3.2.1.	Percentage of children (aged 36-59 months) attending an early childhood education programme		ECD	Survey	MICS	link
3.2.2.	Participation in early childhood education (% of children aged 4 and over)		ECD	Survey	MICS/EU SILC	link
3.2.3.	Number of early childhood educational development enrolments in public institutions and in private institutions		--	Admin	--	link
3.2.4.	Participation in organized learning (adjusted net enrolment rate, one year before official primary entry age), by data type	4.2.2	ECD	Survey/Admin	MICS/DHS	link

3.2.5.	Net enrolment ratio in pre-primary (ISCED 02) education of population aged 3-6 years		--	Admin	--	link
3.2.6.	Adjusted net enrolment rate by primary (%) and lower secondary education (%)		--	Survey	MICS/DHS	link
3.2.7.	Gross enrolment ratio, pre-primary, primary, lower secondary, secondary, upper secondary, tertiary		ECD	Admin	--	link
3.2.8.	Adjusted net attendance rate for children of primary, lower and upper secondary school age (%)	4.1.2	Adolescent	Survey	MICS	link
3.2.9.	Percentage of females in pre-primary (ISCED 02) education, primary (ISCED 1) education, lower secondary (ISCED 2) education, upper secondary education (ISCED 3), general upper-secondary education, vocational upper-secondary education		Gender	Survey/Admin	MICS/DHS	link
3.2.10.	Number of children with disabilities in education, by type and ISCED level		Gender	Admin	--	--
3.2.11.	Effective transition rate from primary to lower secondary general education (%)		--	Survey/Admin	MICS	link
3.2.12.	Out-of-school rate for children one year younger than the official entry age to primary education (%)		Gender	Survey/Admin	MICS	link
3.2.13.	Out-of-school rate for children of primary, lower secondary, and upper secondary school age (%)		Gender, Adolescent	Survey/Admin	MICS	link
3.2.14.	Number of out-of-school children, adolescents and youth of primary, <i>lower and upper</i> secondary school age (persons)		--	Survey/Admin	MICS	link
3.2.15.	Number of out-of-school children one year younger than the official entry age to primary education		--	Survey/Admin	MICS	link
3.2.16.	Cumulative drop-out rate in primary education (% to the last grade), lower secondary general education (% to the last grade)		--	Admin	--	link
3.2.17.	Completion rate by primary (%), lower secondary (%), and upper secondary education (%)		Adolescent	Survey	MICS/DHS	link

3.2.18.	Educational attainment: at least completed lower secondary (ISCED 2 or higher), population 25+ years (%)		Gender	Survey	MICS/EU SILC	link
3.2.19.	Completion rate - (Primary education (%), Lower secondary education (%) and Upper secondary education (%))	4.1.2	TBA	Survey	MICS	link
3.2.20.	Adjusted gender parity index by primary, lower secondary education, upper secondary education completion rate	4.5.1	Gender	Survey/Admin	MICS	link
3.2.21.	Percentage of schools with access to the internet for pedagogical purposes by primary school, lower secondary schools, upper secondary schools	4.a.1	--	Admin	--	link
3.2.22.	Percentage of schools with access to electricity by primary school, lower secondary schools, upper secondary schools	4.a.1	--	Admin	--	link
3.2.23.	Proportion of total schools with basic hygiene services (%), basic sanitation services (%) and basic drinking water services (%)	4.a.1	TBA	Survey	MICS	link
3.2.24.	Percentage of schools with access to computers for pedagogical purposes - primary, upper secondary, lower secondary schools	4.a.1	--	Admin	--	link

DOMAIN 3: EDUCATION, LEISURE AND CULTURE

SUB-DOMAIN 3.3.: LEARNING QUALITY AND SKILLS



SUB-DOMAIN DESCRIPTION

Learning quality and skills concerns the educational outcomes and the extent to which education is child-centred, child-friendly and empowering. 'Educational outcomes' in this context goes far beyond academic achievements to embrace the broad range of physical, mental, social and emotional development of children, life competences and values that education should nurture.

CRC ARTICLES

Art. 29: The aims of education with reference also to the quality of education

INDICATORS

	INDICATOR TITLE	SDG	LINKS WITH CROSS-CUTTING DIMENSIONS	EXPECTED DATA SOURCE	SURVEY NAME (IF APPLICABLE)	REFERENCE TO META-DATA
3.3.1.	Proportion of teachers qualified according to national standards by pre-primary education (%), primary education (%), lower secondary education (%), upper secondary education (%)		--	Admin	--	link
3.3.2.	PISA: Mean performance for 15-year-old students on the Mathematics scale, Reading scale, Science scale		Adolescent	Survey	PISA	link
3.3.3.	PISA: 15-year-olds by sex achieving proficiency Level (2, 3, 4, 5, 6) (%) by Mathematics, Reading and Science		Adolescent	Survey	PISA	link
3.3.4.	Proportion of youth (aged 15-24 years) not in education, employment or training (%)	8.6.1	Gender, Adolescent	Survey	Labour Force Survey	link
3.3.5.	Proportion of children in grade 2 or 3 reaching minimum proficiency in Math, Reading	4.1.1	--	Survey	MICS/PIRLS	link
3.3.6.	Proportion of children at the end of primary education reaching minimum proficiency in Math, English	4.1.1	--	Survey	MICS/PIRLS	link
3.3.7.	Proportion of children at the end of lower secondary education reaching minimum proficiency in Math, Reading	4.1.1	Adolescent	Survey	MICS/PIRLS	link
3.3.8.	Administration of nationally representative learning assessment in math and reading (Grade 2 or 3, End primary and Lower secondary)		--	Admin	--	link
3.3.9.	Survival rate to the last grade of primary education (%), and lower secondary general education (%)		--	Survey/Admin	MICS	link
3.3.10.	Participation rate of youth and adults in formal and non-formal education and training for the previous 12 months (%)		--	Survey	MICS/EU SILC	link
3.3.11.	Number of early school leavers from primary education		--	Survey/Admin	MICS	link

3.3.12.	Adult literacy rate, population 15+ years by sex (%)		--	Census/Survey	TBD	link
---------	--	--	----	---------------	-----	----------------------

DOMAIN 3: EDUCATION, LEISURE AND CULTURE

SUB-DOMAIN 3.4.: LEISURE AND CULTURE






SUB-DOMAIN DESCRIPTION	CRC ARTICLES
Leisure and culture capture the opportunities for children to engage in play, leisure, sports, cultural and artistic activities, and exercise their right to rest. It incorporates aspects related to safety, accessibility and quality of such opportunities in a diversity of settings.	Art. 31: Rest, play, leisure, recreation and cultural and artistic activities

INDICATORS

	INDICATOR TITLE	SDG	LINKS WITH CROSS-CUTTING DIMENSIONS	EXPECTED DATA SOURCE	SURVEY NAME (IF APPLICABLE)	REFERENCE TO META-DATA
3.4.1.	Adolescents (15-year-olds) who watch TV or play video games, before or after school (%)		Adolescent	Survey	PISA	link
3.4.2.	Adolescents (15-year-olds) who use the internet and social networks, before or after school (%)		Gender, Adolescent	Survey	PISA	link
3.4.3.	Adolescents (15-year-olds) who are high or extreme internet users (%)		Adolescent	Survey	PISA	link

DOMAIN 4: FAMILY ENVIRONMENT AND PROTECTION

DOMAIN DESCRIPTION	CRC ARTICLES	SDGs
<p>Family environment and Protection spans several interrelated themes. Children without parental care includes aspects relevant to family preservation, adoption and the alternative care system. Justice for children takes into account the administration of justice for children, and protection child victims and witnesses of crimes.</p> <p>Violence against children and women covers multiple forms of violence. Child marriage and other harmful practices, are part of this domain, as is child labour and other forms of exploitation.</p>	Articles: 5, 9, 11, 18, 19, 20, 24, 25, 28, 32, 33, 34, 35, 36, 37, 39, 40	 SDG 16: Peace, justice and strong institutions Targets 16.1; 16.2; 16.3.  SDG 5: Gender equality Targets: 5.2; 5.3.  SDG 8: Economic growth and decent work Target 8.7

SUB-DOMAIN 4.1.: VIOLENCE AGAINST CHILDREN AND WOMEN



SUB-DOMAIN DESCRIPTION	CRC ARTICLES
Violence against children and women captures the prevalence and the measures to prohibit, prevent and eliminate all forms of violence, such as physical or mental violence, injury or abuse, maltreatment, neglect or negligent treatment, including sexual abuse.	Art. 19: Protection from violence Art. 34: Sexual exploitation and sexual abuse Art. 37.a and Art. 28.2: The right not to be subjected to torture or other cruel, inhuman or degrading treatment or punishment Art. 39: Physical and psychological recovery and social reintegration of child victims

INDICATORS

	INDICATOR TITLE	SDG	LINKS WITH CROSS-CUTTING DIMENSIONS	EXPECTED DATA SOURCE	SURVEY NAME (IF APPLICABLE)	REFERENCE TO META-DATA
4.1.1.	Percentage of men and women aged 15-49 years who consider a husband to be justified in hitting or beating his wife for at least one of the specified reasons		Gender, Adolescent	Survey	MICS/DHS	link

4.1.2.	Women and girls aged 15 and older subjected to sexual violence by persons other than an intimate partner in the previous 12 months (%)	5.2.2	ECD, Gender, Adolescent	Survey	MICS/DHS	link
4.1.3.	Percentage of students who reported being bullied on 1 or more days in the past 30 days		Adolescent	Survey	HBSC/GSHS/PISA	link
4.1.4.	Percentage of ever-partnered women and girls (aged 15 years and older) subjected to physical, sexual or psychological violence by a current or former intimate partner in the previous 12 months	5.2.1	ECD, Gender, Adolescent	Survey	MICS/DHS	link
4.1.5.	Percentage of men and women aged 18 and over years who experienced sexual violence by age 18 years	16.2.3	None	Survey	MICS/DHS	link
4.1.6.	Percentage of adults who think that physical punishment is necessary to raise/educate children		Adolescent	Survey	MICS/DHS	link
4.1.7.	Percentage of children who experienced any physical punishment and/or psychological aggression by caregivers	16.2.1	ECD, Gender, Adolescent	Survey	MICS/DHS	link
4.1.8.	Proportion of population that feel safe walking alone around the area they live	16.1.4	ECD	Survey	MICS	link

DOMAIN 4: FAMILY ENVIRONMENT AND PROTECTION

SUB-DOMAIN 4.2.: CHILDREN WITHOUT PARENTAL CARE



SUB-DOMAIN DESCRIPTION	CRC ARTICLES
Children without parental care concerns the protection of and assistance to children who are temporarily or permanently deprived of their family environment. It captures the arrangements in place and the practices for ensuring and maintaining the quality of alternative care.	Art. 5: Family environment Art. 9: Separation from parents Art. 11: Illicit transfer and non-return; Art. 18: Parents' common responsibilities and assistance to parents Art. 20: Children deprived of a family environment Art. 21: Adoption Art. 25: Periodic review of placement

INDICATORS

	INDICATOR TITLE	SDG	LINKS WITH CROSS-CUTTING DIMENSIONS	EXPECTED DATA SOURCE	SURVEY NAME (IF APPLICABLE)	REFERENCE TO META-DATA
4.2.1.	Number of children aged 0-17 in formal residential care, at the end of the year		ECD, Adolescent	Admin	--	--
4.2.2.	Number of children aged 0-17 in formal kinship care, at the end of the year		--	Admin	--	--
4.2.3.	Number of children aged 0-17 in formal foster care, at the end of the year		Adolescent	Admin	--	--
4.2.4.	Number of children aged 0-17 formally adopted by Intercountry, by Domestic - during the year		--	Admin	--	--
4.2.5.	Rate of children in formal residential care at the end of the year (per 100,000)		ECD	Admin	--	--
4.2.6.	Rate of children in formal family-based care at the end of the year (per 100,000)		--	Admin	--	--
4.2.7.	Rate of children in formal alternative care at the end of the year (per 100,000)		--	Admin	--	--

DOMAIN 4: FAMILY ENVIRONMENT AND PROTECTION

SUB-DOMAIN 4.3.: JUSTICE FOR CHILDREN



SUB-DOMAIN DESCRIPTION	CRC ARTICLES
Justice for children concerns the rights of children in contact with the justice system as victims, witnesses and perpetrators. It captures aspects related to setting up of comprehensive policy and the undertaking of measures to prevent children from coming into contact with the law, strengthening child-friendly and sensitive procedures for children, quality and provision of non-custodial and diversion measures, provision of recovery and reintegration services, and strengthening of the systems through improved organization, capacity-building, data collection, evaluation and research, among other.	Art. 37: Children deprived of their liberty Art. 40: Administration of juvenile justice Art. 39: Physical and psychological recovery and social reintegration

INDICATORS

	INDICATOR TITLE	SDG	LINKS WITH CROSS-CUTTING DIMENSIONS	EXPECTED DATA SOURCE	SURVEY NAME (IF APPLICABLE)	REFERENCE TO META-DATA
4.3.1.	Number of children in pre-sentence detention, at the end of the year		--	Admin	--	--
4.3.2.	Number of children detained in pre-sentence detention, during the year		--	Admin	--	--
4.3.3.	Number of children detained in post-sentence detention, during the year		--	Admin	--	--
4.3.4.	Unsentenced detainees as a proportion of overall prison population (%)	16.3.2	--	Admin	--	link
4.3.5.	Number of child witnesses of crime aged 0-17 registered by the police, during the year		--	Admin	--	--
4.3.6.	Number of child victims of crime aged 0-17 registered by the police, during the year		--	Admin	--	--

DOMAIN 4: FAMILY ENVIRONMENT AND PROTECTION

SUB-DOMAIN 4.4.: CHILD MARRIAGE AND OTHER HARMFUL PRACTICES



SUB-DOMAIN DESCRIPTION	CRC ARTICLES
Child marriage and other harmful practices focuses specifically on the prevalence and measures to prohibit, prevent and eliminate all forms of harmful practices, which are deeply rooted in social conventions and social norms. Harmful practices include, but are not limited to female genital mutilation, violent and degrading initiation rites, "honour" crimes, forced marriage and early marriage.	Art. 24.3: Measures to prohibit and eliminate all forms of harmful practices

INDICATORS

	INDICATOR TITLE	SDG	LINKS WITH CROSS-CUTTING DIMENSIONS	EXPECTED DATA SOURCE	SURVEY NAME (IF APPLICABLE)	REFERENCE TO META-DATA
4.4.1.	Percentage of girls and boys aged 15-19 years who are currently married or in union		Gender, Adolescent	Survey	MICS/DHS	link
4.4.2.	Percentage of women and men aged 20-24 years married or in union before age 18	5.3.1	Gender, Adolescent	Survey	MICS/DHS	link
4.4.3.	Number of victims of intentional homicide per 100,000 population, by sex and age	16.1.1	--	Admin	--	link
4.4.4.	Conflict-related deaths per 100,000 population, by sex, age and cause	16.1.2	--	Admin	--	link

DOMAIN 4: FAMILY ENVIRONMENT AND PROTECTION

SUB-DOMAIN 4.5.: CHILD LABOUR AND OTHER FORMS OF EXPLOITATION





SUB-DOMAIN DESCRIPTION	CRC ARTICLES
Child labour and other forms of exploitation concerns children in situations of exploitation, trafficking and sale, including measures to prohibit, prevent and eliminate and measures for children's physical and psychological recovery and social reintegration.	Art. 32: Economic exploitation, including child labour Art. 33: Use of children in the illicit production and trafficking of narcotic drugs and psychotropic substances Art. 34: Sexual exploitation and sexual abuse Art. 35: Sale, trafficking and abduction Art. 36: Other forms of exploitation

INDICATORS

	INDICATOR TITLE	SDG	LINKS WITH CROSS-CUTTING DIMENSIONS	EXPECTED DATA SOURCE	SURVEY NAME (IF APPLICABLE)	REFERENCE TO META-DATA
4.5.1.	Percentage of children aged 5-17 years engaged in child labour (economic activities and household chores)	8.7.1	Gender, Adolescent	Survey	MICS/DHS	link

DOMAIN 5: PARTICIPATION AND CIVIL RIGHTS

DOMAIN DESCRIPTION	CRC ARTICLES	SDGs
Participation and Civil Rights incorporates issues that are part of the broader group of civil rights and freedoms, such as the right to birth registration, a name and nationality and the right to preservation of identity. Further to these, this domain includes elements relevant to child right to participation in individual and collective decision-making, access to information and protection of privacy, as well as civil and political freedoms, such as the freedom of expression, freedom of thought, conscience and religion and freedom of association.	Articles: 7, 8, 12, 13, 14, 15, 16, 17, 30	 SGD 10: Reduced Inequalities Target 10.2.  SGD 16: Peace, Justice, and Strong Institutions Targets: 16.7; 16.9; 16.10.

SUB-DOMAIN 5.1.: BIRTH REGISTRATION AND IDENTITY



SUB-DOMAIN DESCRIPTION	CRC ARTICLES
Birth registration and identity is related to the arrangements in place and the consistency of the practices of children's registration and naming immediately after birth, securing children's nationality and preventing statelessness, as well as preserving children's identity, including their nationality, name and family relations.	Art. 7: Birth registration, name and nationality Art. 8: Preservation of identity Art. 30: Children belonging to a minority or an indigenous group

INDICATORS

	INDICATOR TITLE	SDG	LINKS WITH CROSS-CUTTING DIMENSIONS	EXPECTED DATA SOURCE	SURVEY NAME (IF APPLICABLE)	REFERENCE TO META-DATA
5.1.1.	Countries with birth and death registration data that are at least 90 and 75 percent complete	17.19.2	Adolescent	Admin	N/A	link
5.1.2.	Proportion of children whose births have been registered with a civil authority (%)	16.9.1	None	Census/Survey/Admin	MICS/DHS	link

DOMAIN 5: PARTICIPATION AND CIVIL RIGHTS

SUB-DOMAIN 5.2.: CHILD PARTICIPATION



SUB-DOMAIN DESCRIPTION	CRC ARTICLES
Child participation refers to the extent to which children enjoy their right to be heard and accorded due weight on matters affecting them in the diverse settings and situations in which they grow up, develop and learn. Such settings include, but are not limited to, family, alternative care, health care, education, play, recreation, sports and cultural activities, workplaces, emergency situations, situations of violence and immigration and asylum proceedings. Child participation captures both the right to be heard of an individual child and the right to be heard as applied to a group of children.	Art. 12: Respect for the views of the child

INDICATORS

	INDICATOR TITLE	SDG	LINKS WITH CROSS-CUTTING DIMENSIONS	EXPECTED DATA SOURCE	SURVEY NAME (IF APPLICABLE)	REFERENCE TO META-DATA
--	--	--	--	--	--	--

DOMAIN 5: PARTICIPATION AND CIVIL RIGHTS

SUB-DOMAIN 5.3.: CIVIL AND POLITICAL FREEDOMS



SUB-DOMAIN DESCRIPTION	CRC ARTICLES
Civil and political freedoms relates to the opportunities for children's democratic engagement and promoting children as active, participating members of society. These include opportunities for children to enjoy the freedom to hold and express opinions through any media, the freedom of thought, conscience and religion, as well as the freedom of association and of peaceful assembly.	Art. 13: Freedom of expression and the right to seek, receive and impart information Art. 14: Freedom of thought, conscience and religion Art. 15: Freedom of association and of peaceful assembly

INDICATORS

	INDICATOR TITLE	SDG	LINKS WITH CROSS-CUTTING DIMENSIONS	EXPECTED DATA SOURCE	SURVEY NAME (IF APPLICABLE)	REFERENCE TO META-DATA
--	--	--	--	--	--	--

DOMAIN 5: PARTICIPATION AND CIVIL RIGHTS

SUB-DOMAIN 5.4.: INFORMATION, INTERNET AND PROTECTION OF PRIVACY







SUB-DOMAIN DESCRIPTION	CRC ARTICLES
Information, internet and protection of privacy concerns children's access to a wide diversity of child-sensitive and age-appropriate information and children's protection from arbitrary or unlawful interference with their privacy. The indicators included take into account the constantly evolving and expanding role of the digital environment in facilitating children's access to information and the threats to children's privacy arising from their increasing presence in the digital environment.	Art. 13: Freedom of expression and the right to seek, receive and impart information Art. 16: Protection of privacy Art. 17: Access to information

INDICATORS

	INDICATOR TITLE	SDG	LINKS WITH CROSS-CUTTING DIMENSIONS	EXPECTED DATA SOURCE	SURVEY NAME (IF APPLICABLE)	REFERENCE TO META-DATA
5.4.1.	Proportion of individuals who own a mobile telephone	5.b.1	Gender, Adolescent	Survey	MICS/DHS	link
5.4.2.	Proportion of youth and adults with ICT skills	4.4.1	Gender, Adolescent	Survey	MICS	link

DOMAIN 6: POVERTY AND SOCIAL PROTECTION

DOMAIN DESCRIPTION	CRC ARTICLES	SDGs
Poverty and social protection is dedicated on children's standard of living, including access to safe drinking-water, sanitation and hygiene, social security and social benefits, material assistance and support programmes, particularly with regard to nutrition, clothing and housing.	Articles: 18, 24, 26, 27	 SDG 1: Zero poverty Targets 1.1; 1.2; 1.3; 1.5.  SGD 6: Clean Water and Sanitation Targets 6.1; 6.2; 6.b.  SDG 7: Energy Target 7.1  SDG 11: Sustainable cities Targets 11.1; 11.2; 11.7.

SUB-DOMAIN 6.1.: SOCIAL PROTECTION SYSTEM



SUB-DOMAIN DESCRIPTION	CRC ARTICLES
Social protection system covers the availability, accessibility and quality of the social protection system, including social security benefits, childcare services and other forms of support for children and their families.	Art. 26: Social security and social benefits Art. 18.3: Childcare services and facilities Art. 27.4: Recovery of maintenance for the child

INDICATORS

	INDICATOR TITLE	SDG	LINKS WITH CROSS-CUTTING DIMENSIONS	EXPECTED DATA SOURCE	SURVEY NAME (IF APPLICABLE)	REFERENCE TO META-DATA
6.1.1.	Total social security funds expenditure (% of GDP)		--	Admin	--	link

6.1.2.	Total general government expenditure in Social Protection (% of total government expenditure and GDP)		ECD	Admin	--	link
6.1.3.	Percentage of household members <i>and children under age 18</i> living in households that received any type of social transfers and benefits in the last 3 months	1.3.1	--	Survey	MICS	link
6.1.4.	Percentage of households in the two lowest wealth quintiles that received any type of social transfers in the last 3 months		--	Survey	MICS	NA
6.1.5.	Proportion of vulnerable population receiving social assistance cash benefit (%)	1.3.1	Gender	Admin	--	link
6.1.6.	Proportion of unemployed persons receiving unemployment cash benefit (%)	1.3.1	Gender	Admin	--	link
6.1.7.	Proportion of population with severe disabilities receiving disability cash benefit (%)	1.3.1	Gender, Disability	Admin	--	link
6.1.8.	Proportion of population covered by at least one social protection benefit (%), by labour market programs (%), by social assistance programs (%), by social insurance programs (%)	1.3.1	Gender	Admin	--	link
6.1.9.	Proportion of poor population receiving social assistance cash benefit (%)	1.3.1	Gender	Admin	--	link
6.1.10.	Proportion of mothers with new-borns receiving maternity cash benefit (%)	1.3.1	ECD, Gender	Admin	--	link
6.1.11.	Proportion of children/households receiving child/family cash benefit (%)	1.3.1	Gender, Disability	Admin	--	link
6.1.12.	Pro-poor public social spending	1.b.1	--			

DOMAIN 6: POVERTY AND SOCIAL PROTECTION

SUB-DOMAIN 6.2.: CHILD POVERTY AND MATERIAL DEPRIVATION



SUB-DOMAIN DESCRIPTION	CRC ARTICLES
Child poverty and material deprivation concerns the opportunities for children to enjoy an adequate standard of living which ensures their physical, mental, spiritual, moral and social development. It assesses the effectiveness of the material assistance and support programmes aimed at reducing poverty and inequality, particularly with regard to nutrition, clothing and housing.	Art. 27.1-3: Standard of living and measures for poverty and inequality reduction

INDICATORS

	INDICATOR TITLE	SDG	LINKS WITH CROSS-CUTTING DIMENSIONS	EXPECTED DATA SOURCE	SURVEY NAME (IF APPLICABLE)	REFERENCE TO META-DATA
6.2.1.	Proportion of population using basic drinking water services (%)	1.4.1	None	Survey	MICS/DHS	link
6.2.2.	Proportion of population below international poverty line (%)	1.1.1	ECD, Gender	Survey	HBS, EU SILC, LSMS	link
6.2.3.	Proportion of population living below the national poverty line (%)	1.2.1	ECD	Survey	HBS, EU SILC, LSMS	link
6.2.4.	Poverty headcount ratio at \$5.50 a day (2011 PPP) (% of population)		ECD	Survey	HBS, EU SILC, LSMS	link
6.2.5.	People at risk of poverty or social exclusion (%)		ECD, Adolescent	Survey	EU-SILC	link
6.2.6.	At-risk-of-poverty rate by threshold: 60% of median equivalized income after social transfers (%)		ECD	Survey	EU-SILC	link
6.2.7.	Proportion of population <i>and children</i> living in multidimensional poverty (%)	1.2.2	Adolescent	Survey	MICS/EU SILC	link
6.2.8	Severe material deprivation rate (%)		Adolescent	Survey	EU-SILC	link

DOMAIN 6: POVERTY AND SOCIAL PROTECTION

SUB-DOMAIN 6.3.: WATER, SANITATION, AND HYGIENE



SUB-DOMAIN DESCRIPTION	CRC ARTICLES
Water, sanitation and hygiene assesses children's access to clean water, reliable sanitation and basic hygiene practices, and the measures in place for improving the infrastructure and expanding the services to those in need.	Art. 24: Health and health services, in particular primary health care

INDICATORS

	INDICATOR TITLE	SDG	LINKS WITH CROSS-CUTTING DIMENSIONS	EXPECTED DATA SOURCE	SURVEY NAME (IF APPLICABLE)	REFERENCE TO META-DATA
6.3.1.	Proportion of population using safely managed drinking water services	6.1.1	ECD	Survey	MICS	link
6.3.2.	Proportion of population using safely managed sanitation services	6.2.1a	ECD, Gender	Survey	MICS	link
6.3.3.	Proportion of population with a basic handwashing facility with soap and water available on premises (%)	6.2.1b	ECD	Survey	MICS	link
6.3.4.	Proportion of population having neither a bath, nor a shower, nor indoor flushing toilet in their household		None	Survey	MICS/EU SILC	link

DOMAIN 7: CROSS-CUTTING

CROSS-CUTTING DIMENSION 7.1.: GENDER



CRC ARTICLES	SDGs
Art. 2: Non-discrimination	 SDG 5: Gender equality Targets: 5.1; 5.c.




INDICATORS

	INDICATOR TITLE	SDG	LINKS WITH CROSS-CUTTING DIMENSIONS	EXPECTED DATA SOURCE	SURVEY NAME (IF APPLICABLE)	REFERENCE TO META-DATA
7.1.1.	Gender Inequality Index (GII)		Gender	Index	N/A	link
7.1.2.	Gender Development Index (GDI)		Gender	Index	N/A	link
7.1.3.	Maternity and Paternity leave paid benefits (of any length)		Gender	Admin	N/A	link

DOMAIN 7: CROSS-CUTTING

CROSS-CUTTING DIMENSION 7.2.: EARLY CHILDHOOD DEVELOPMENT



CRC ARTICLES	SDGs
Art. 6.2: Survival and development Art. 18.3: Childcare services and facilities Art. 28: The right to education Art. 31: Rest, play, leisure, recreation and cultural and artistic activities	 SDG 2: Zero hunger Target 2.2  SDG 3: Good health and well-being Target 3.2  SDG 4: Quality education Target 4.2




INDICATORS


	INDICATOR TITLE	SDG	LINKS WITH CROSS-CUTTING DIMENSIONS	EXPECTED DATA SOURCE	SURVEY NAME (IF APPLICABLE)	REFERENCE TO META-DATA
7.2.1.	Percentage of children (aged 36-59 months) developmentally on track in at least 3 of the 4 following domains: literacy-numeracy, physical, social-emotional and learning	4.2.1	ECD	Survey	MICS	link
7.2.2.	Percentage of children (aged 36-59 months) whose father has engaged in 4 or more activities to provide early stimulation and responsive care in the last 3 days		ECD	Survey	MICS	link
7.2.3.	Percentage of children with whom any adult household member has engaged in 4 or more activities to provide early stimulation and responsive care in the last 3 days		ECD	Survey	MICS	link

DOMAIN 7: CROSS-CUTTING

CROSS-CUTTING DIMENSION 7.4.: DISABILITY



CRC ARTICLES	SDGs
Art. 23: Children with disabilities and measures taken to ensure their dignity, self-reliance and active participation in the community, through access to all kinds of services, transportation and institutions, and in particular to education and cultural activities	<p> SDG 4: Quality education Targets 4.5; 4.a.</p> <p> SDG 8: Decent work and economic growth Target 8.5</p> <p> SDG 10: Reduced inequalities Target 10.2</p>

	 SDG 11: Sustainable cities and communities Target 11.2, 11.7.
--	--

INDICATORS

	INDICATOR TITLE	SDG	LINKS WITH CROSS-CUTTING DIMENSIONS	EXPECTED DATA SOURCE	SURVEY NAME (IF APPLICABLE)	REFERENCE TO META-DATA
7.4.1.	Number of registered as persons and children 0-17 with disabilities (at the end of the year)		Disability	Admin	N/A	link
7.4.2.	Number of newly registered as persons and children 0-17 with disabilities (during the year)		Disability	Admin	N/A	link
7.4.3.	Proportion of children registered as with disabilities at the end of the year		Disability	Admin	N/A	link
7.4.4.	Proportion of children newly registered as with disabilities (during the year)		Disability	Admin	N/A	link
7.4.5.	Number of persons and children 0-17 with disabilities receiving disability cash benefits, at the end of the year		Disability	Admin	N/A	link

DOMAIN 7: CROSS-CUTTING

CROSS-CUTTING DIMENSION 7.5.: ENVIRONMENT AND CLIMATE CHANGE



CRC ARTICLES	SDGs
Art. 6.2: Survival and development Art. 24: Health and health services	 SDG 7: Affordable and clean energy (all targets)  SDG 12: Responsible consumption and production (all targets)

		SGD 13: Climate action (all targets)
		SDG 14: Life below water (all targets)
		SDG 15: Life on land (all targets)




INDICATORS

	INDICATOR TITLE	SDG	LINKS WITH CROSS-CUTTING DIMENSIONS	EXPECTED DATA SOURCE	SURVEY NAME (IF APPLICABLE)	REFERENCE TO META-DATA
7.5.1.	Proportion of population with primary reliance on clean fuels and technology (%)	7.1.2	Environment and Climate Change	Survey	MICS/DHS	link
7.5.2.	Children's vulnerability index: lack of essential services of health and nutrition		Environment and Climate Change	Index	N/A	link
7.5.3.	Children's vulnerability index: lack of essential services of education		Environment and Climate Change	Index	N/A	link
7.5.4.	Children's vulnerability index: lack of essential services of water, sanitation and hygiene (WASH)		Environment and Climate Change	Index	N/A	link
7.5.5.	Children's vulnerability index: lack of essential services of poverty, communication assets and social protection		Environment and Climate Change	Index	N/A	link
7.5.6.	Children's vulnerability index to climate hazards due to the lack of access to essential services		Environment and Climate Change	Index	N/A	link
7.5.7.	Children's Climate and Environment Risk Index (CCRI)		Environment and Climate Change	Index	N/A	link
7.5.8.	Proportion of population with access to electricity (%)	7.1.1	Environment and Climate Change	Survey	MICS/DHS	link

DOMAIN 7: CROSS-CUTTING

CROSS-CUTTING DIMENSION 7.6.: RISKS AND HUMANITARIAN SITUATION



CRC ARTICLES	SDGs
Art. 38: Children in armed conflicts Art. 39: Measures to promote the physical and psychological recovery and social reintegration of child victims Art. 22: Children in situations of migration	 SDG 1: No poverty Target 1.5  SDG 11: Sustainable cities and communities Target 11.5  SDG 13: Climate action Target 13.1

INDICATORS

	INDICATOR TITLE	SDG	LINKS WITH CROSS-CUTTING DIMENSIONS	EXPECTED DATA SOURCE	SURVEY NAME (IF APPLICABLE)	REFERENCE TO META-DATA
7.6.1.	Children's vulnerability index to climate hazards due to the lack of access to essential services		Risks and Humanitarian Situation	Index	Children's Climate Risk Index	link
7.6.2.	Children's Climate and Environment Risk Index (CCRI)		Risks and Humanitarian Situation	Index	Children's Climate Risk Index	link
7.6.3.	Crude death rate attributed to household and ambient air pollution (deaths per 100,000 population)	3.9.1	Risks and Humanitarian Situation	Admin	N/A	link
7.6.4.	Age-standardized mortality rate attributed to household and ambient air pollution (deaths per 100,000 population)	3.9.1	Risks and Humanitarian Situation	Admin	N/A	link

7.6.5.	Number of deaths and missing persons and directly affected persons attributed to disasters (per 100,000 population)	1.5.1 13.1.1	Risks and Humanitarian Situation	Admin	N/A	link
7.6.6.	Score of adoption and implementation of national DRR strategies in line with the Sendai Framework	1.5.3	Risks and Humanitarian Situation	Admin	N/A	link
7.6.7.	Children's exposure index to climate and environmental shocks and stresses		Risks and Humanitarian Situation	Index	N/A	link
7.6.8.	Crude death rate attributed to household and ambient air pollution (deaths per 100,000 population)	3.9.1	Risks and Humanitarian Situation	Admin	N/A	link